

# Planning Guide

## Over-the-range microwave

Measurements that are off even slightly can cost you more money and create hassle.  
We recommend measuring twice before making a purchase.



warnersstellian.com



An appliance returned because it will not fit will incur a delivery fee and possibly a restocking fee.  
For questions or concerns about dimensions, please contact your sales associate.

**Need help measuring? Our in-home premeasuring service is only \$129.99**

### Double check. Don't double pay.

Use this checklist as a guide to measuring the area.

#### Measure the following:


- A) Floor to the bottom of the top cabinet \_\_\_\_\_ inches
- B) Floor to Bottom of current OTR microwave \_\_\_\_\_ inches
- C) Height of current OTR microwave \_\_\_\_\_ inches
- D) Top of countertop to the bottom of the top cabinet \_\_\_\_\_ inches

#### Measure the depth of your current OTR microwave and cabinet.

This will be used to compare to new models.

Depth of OTR microwave \_\_\_\_\_ inches

Depth of cabinet \_\_\_\_\_ inches




#### Most OTR microwaves are 30" wide. If you are replacing a vent hood, is it 30" wide?

☐ Yes ☐ No

#### Will the microwave be installed with a wall on the left side?

☐ Yes ☐ No




#### Does your backsplash area have custom tile or metal?

☐ Yes ☐ No

#### Measure any bare wall between the top of your custom backsplash and your current OTR or vent hood.

Bare wall height \_\_\_\_\_ inches



Take two pictures of your current microwave for reference: (1) a wide shot showing the microwave area, (2) showing a closeup of the wall with backsplash underneath the OTR microwave.

**Do you have a 110V receptacle?**

This should not be a problem if you currently have or had a working OTR or vent hood that plugged in.

☐ Yes ☐ No

**Is a breaker switch available to turn the power off?**

☐ Yes ☐ No

**SPECIAL NOTES:**

If you are switching from a hood to an OTR microwave, you will most likely need an outlet installed because hoods are hard wired. Warners' Stellan can install a 110V outlet in most instances for an additional fee.

Ventilation works either by using ducts to pull air out of an enclosed space or by circulating air through a filter back into the kitchen. OTR microwaves are adjustable for either configuration.

- We cannot cut or drill through granite backsplashes.
- We do not vent microwaves or hoods.
- We do not cut holes in cabinets for venting to run through.
- If you have round or rectangular vent and is centered in the cabinet, what shape is your existing vent?

☐ Round ☐ Round with rectangular transition piece

**Arrival of your new microwave**

Our delivery teams will ensure your experience was pleasant when your OTR microwave arrives.

- Our delivery teams are insured and qualified.
- If requested, our drivers can call you 30 minutes ahead of arrival.
- Optional installation includes the connection and testing of your new OTR microwave.