

Planning Guide

Over-the-range microwave

Measurements that are off even slightly can cost you more money and create hassle. We recommend measuring twice before making a purchase.



warnersstellian.com



An appliance returned because it will not fit will incur a delivery fee and possibly a restocking fee. For questions or concerns about dimensions, please contact your sales associate.

Need help measuring? Our in-home premeasuring service is only \$99.99.

Double check. Don't double pay.

Use this checklist as a guide to measuring the area.

Measure the following:


- A) Floor to the bottom of the top cabinet _____ inches
- B) Floor to Bottom of current OTR microwave _____ inches
- C) Height of current OTR microwave _____ inches
- D) Top of countertop to the bottom of the top cabinet _____ inches

Measure the depth of your current OTR microwave and cabinet.

This will be used to compare to new models.

Depth of OTR microwave _____ inches

Depth of cabinet _____ inches




Most OTR microwaves are 30" wide.
If you are replacing a vent hood, is it 30" wide?

Yes No

Will the microwave be installed with a wall on the left side?

Yes No




Does your backsplash area have custom tile or metal?

Yes No

Measure any bare wall between the top of your custom backsplash and your current OTR or vent hood.

Bare wall height _____ inches



Take two pictures of your current microwave for reference: (1) a wide shot showing the microwave area, (2) showing a closeup of the wall with backsplash underneath the OTR microwave.

Do you have a 110V receptacle?

This should not be a problem if you currently have or had a working OTR or vent hood that plugged in.

Yes No

Is a breaker switch available to turn the power off?

Yes No



SPECIAL NOTES:

If you are switching from a hood to an OTR microwave, you will most likely need an outlet installed because hoods are hard wired. Warners' Stellian can install a 110V outlet in most instances for an additional fee.

Ventilation works either by using ducts to pull air out of an enclosed space or by circulating air through a filter back into the kitchen. OTR microwaves are adjustable for either configuration.



- We cannot cut or drill through granite backsplashes.
- We do not vent microwaves or hoods.
- We do not cut holes in cabinet s for venting to run through.
- If you have round or rectangular vent and is centered in the cabinet, what shape is your existing vent?
 Round Round with rectangular transition piece

Arrival of your new microwave

Our delivery teams will ensure your experience was pleasant when your OTR microwave arrives.

- Our delivery teams are insured and qualified.
- We will provide you with a two-hour arrival estimate the evening prior to delivery.
- If requested, our drivers can call you 30 minutes ahead of arrival.
- The delivery team will recycle your old OTR microwave for free if it has been removed prior to the delivery or we are providing installation.
- Optional installation includes the connection and testing of your new OTR microwave.