

GE Café™ Series Consumer Rebate—August 8 to September 11

Promotion Code
13-XXXX

Purchase 2 or more eligible GE Café™ Series kitchen appliances from August 8, 2013 to September 11, 2013 from a participating authorized GE retail dealer and, depending on the number and type of eligible appliances purchased, receive a GE Visa® prepaid card valued up to \$500*—via mail-in fulfillment. See details and a list of eligible models** below. This rebate cannot be combined with any other GE rebate.

How to get your Visa prepaid card from GE

1. Complete ALL information – including serial number for each product. Incomplete forms will not be processed.
2. Include the retail invoice or sales slip (photocopy acceptable) which shows the model number and date of purchase.
3. List the model number and serial number.
4. Circle model purchased on list below.
5. Rebate submission must be submitted online or postmarked no later than October 10, 2013. Late submissions will not be accepted.

6. Mail no later than October 10, 2013 to:

Promo Code 13-XXXX
P.O. Box 540009
El Paso, TX 88554-0009

Allow 8-10 weeks to
receive your rebate card.

7. Retain a copy of submitted materials for your records.

Your Name _____

Address _____

City _____

State _____ Zip _____

10-Digit Phone _____

Email Address _____

By providing your email address we will notify you when your rebate claim has been received via email.

GE Appliances takes your privacy seriously. All information you provide shall be held in strict accordance with GE Appliances' Privacy Policy (www.geappliances.com/privacy/privacy_policy.htm).

XXXX-GE

I represent that on _____, _____, _____, 2 or more new GE Café Series appliances (bubble in all model numbers to the right) listed to the right were purchased for personal use and not for resale.

Rebate must be redeemed on appliances purchased for personal use. Only one of each appliance per order qualifies as a purchase for personal use. Multiple sales to apartments, builders, condominiums, subdivisions and wholesalers do not qualify. **Purchases from Best Buy and Lowe's are not eligible for this rebate promotion.** One GE Café Series kitchen package rebate per household.

Offer void where prohibited, taxed, or restricted by law. Not transferable or redeemable for cash. Fraudulent submission of form could result in federal prosecution for mail fraud under the U.S. Mail Fraud Statutes (18 USC Section 1341 and 1342). This form must be included with your rebate request. Omission of sales receipt or any other required information will delay processing. Please allow eight to ten weeks from the time the rebate form is received for delivery of the rebate card. If not received after ten weeks, **check online @ www.sendmyrebate.com** or call **1-800-871-8893**, Monday-Friday: 8:00 AM - 12:00 PM EST; Saturday: 9:00 AM - 12:00 PM EST; and Sunday: 10:00 AM - 12:00 PM EST.

Your card is issued by MetaBank™ pursuant to a license from Visa U.S.A. Inc. This card is a Visa prepaid card. Each time you use the card the amount of the transaction will be deducted from the amount of your available balance. Terms and Conditions apply to the card, including a \$1.50 ATM access fee each time the card is used at a cash dispensing machine. The operator of the ATM or any network utilized to effect the transaction may also impose a fee. Subject to applicable law, a monthly maintenance fee of \$3 (USD) applies, but is waived for the first six months after the card is issued. No additional fees will be assessed once the card balance reaches zero. Cards can be used at merchants that accept Visa debit cards. GE reserves the right to substitute a check of equal value in lieu of a Visa prepaid card at its sole discretion.

I/we hereby understand and accept the above requirements for receipt of the Visa prepaid card rebate and I/we represent that all information provided on this document is accurate and not falsified.

Customer Signature _____ Date _____

*Rebates—Maximum \$500 rebate total

- \$100—Purchased 2 eligible appliances
- \$300—Purchased 3 eligible appliances
- \$500—Purchased 4 eligible appliances

You are required to enter a model number and serial number below and indicate model number on list below.** If you have not taken delivery of your appliance and do not expect to receive prior to October 10, 2013, please forward your claim now without serial number. You will be notified via postcard once we process your claim that we need your serial numbers. When you have your serial numbers, call 1-800-871-8893 for the claim to be processed. All serial numbers must be submitted by December 5, 2013 for rebate to be valid.

1	Model Number _____	Serial Number _____
2	Model Number _____	Serial Number _____
3	Model Number _____	Serial Number _____
4	Model Number _____	Serial Number _____

** Eligible models. Please mark appliances purchased.

GE Café Series

French-door refrigerators

- CNE22S
- CWS21S
- CYE23T
- CFE29T
- CFPC1N
- CFPC1R
- CFSP5R

Side-by-side refrigerators

- CZS25TSE

Free-standing dual-fuel range

- C2S985

Free-standing electric ranges

- CS975
- CS980

Free-standing gas ranges

- CGS975
- CGS985
- CGS990

Built-in single wall oven

- CT918

Built-in double wall oven

- CT959

Warming drawer

- CW9000

Electric cooktops

- CP350
- CP650

Gas cooktops

- CGP350
- CGP650

Ventilation

- CV936
- CV966

Microwave

- CEB1590

Over-the-range microwave oven

- CVM1790

Advantium® oven

- CSA1201

Dishwashers


- CDT725
- CDWT280
- CDWT980



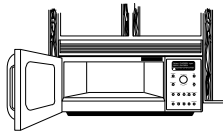
Café™ Series

Sample model and serial number tag:

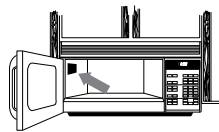
Model Number →
Serial Number →



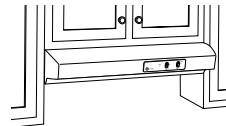
How to locate the model and serial numbers on your appliance to get your rebate:



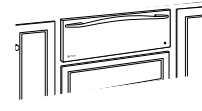
Advantium® ovens
Front edge (open door)



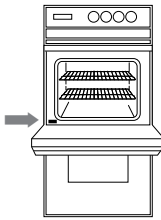
Over-the-range microwave ovens
Left wall (open door)



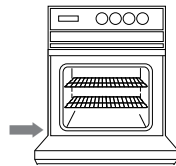
Vent hoods
Inside left wall.




Warming drawers
Inside left wall.



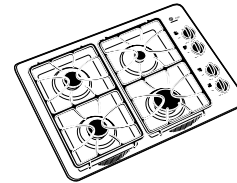
Double ovens
Lower left corner
upper oven
(open door)



Single ovens
Lower left corner
(open door)




Free-standing ranges
Lower left corner
(open drawer/panel)



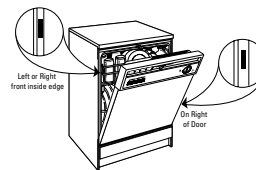
Cooktops
Middle of underside



Bottom-freezer refrigerators
Left wall in freezer
(Open drawer)



Side-by-side refrigerators
Inside ceiling or bottom
right corner (open door)



Dishwashers
Left or right front inside
edge or on right of door